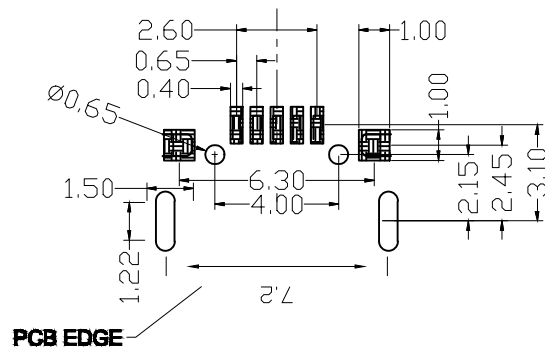
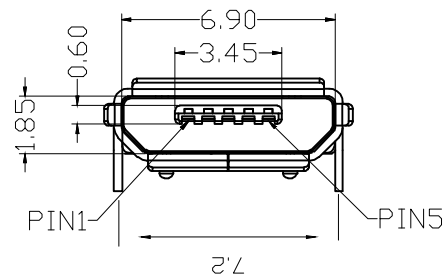
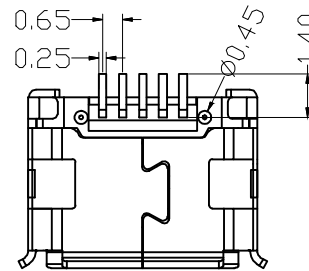
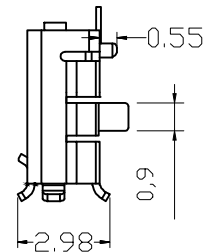
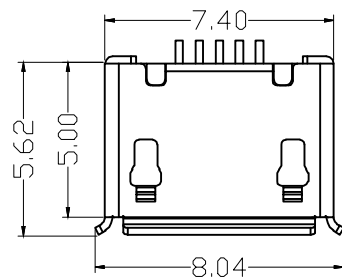
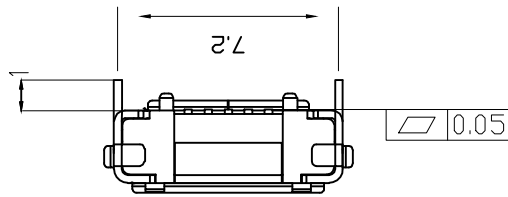


REV.	ECN. NO.	MODIFY. CONTENT	DATE
A		NEW	2012/04/13



RECOMMENDED PCB LAYOUT  
TOLERANCE:  $\pm 0.05$

## NOTES:

- MATERIAL:
  - HOUSING: THERMOPLASTIC FLAMMABILITY RATING UL94-0
  - CONTACT: COPPERY ALLOY  $T=0.15\text{MM}$
  - SHELL: COPPERY ALLOY  $T=0.25\text{MM}$
- FINISH:
  - CONTACT:
    - 3U" MIN, PLATED ON CONTACT AREA
    - G/F PLATING ON SOLDER TAIL AREA
    - 50~80U" NICKEL UNDERPLATING OVERALL
  - SHELL:
    - 80~120U" MATTER TIN PLATING ALL
    - 50~80U" NICKEL UNDERPLATING OVERALL
- SPECIFICATION:
  - CURRENT RATING:  $0.5\text{A}(2.3.4\text{CONTACT})/1.8\text{A}$  (1.5CONTACT) MAX.
  - VOLTAGE: 30 VAC
  - TEMPERATURE RANGE:  $-30^{\circ}\text{C}\sim 85^{\circ}\text{C}$
  - CONTACT RESISTANCE: 30 MILLIONHM MAX.
  - DIELECTRIC WITHSTANDING VOLTAGE: 250VAC R.M.S
  - INSULATION RESISTANCE: 100 MEGOHMS MIN

GENERAL TOLERANCE		DWG NO.	JYSA0413-04	APPD:	WIND	Scale	1:1
X. $\pm 0.45$	x. $^{\circ}\pm 5^{\circ}$	Title	MICRO USB 5P SMT B TYPE 7.15 有柱 卷边	CHKD:		UNIT	mm
.X $\pm 0.35$	.x $^{\circ}\pm 2^{\circ}$			DR:			
.XX $\pm 0.25$	.xx $^{\circ}\pm 1^{\circ}$	Part NO.	JYS-USB715-009	Date	2012/04/13		
.XXX $\pm 0.15$	.xxx $^{\circ}\pm 0.5^{\circ}$			Shenzhen		<b>JYSCONN Electronics Co., LTD.</b>	
SHEET	1/1						