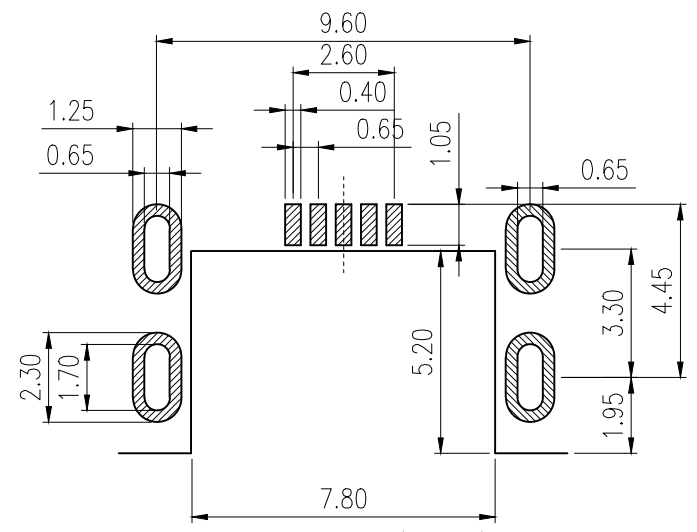
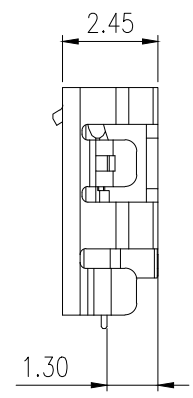
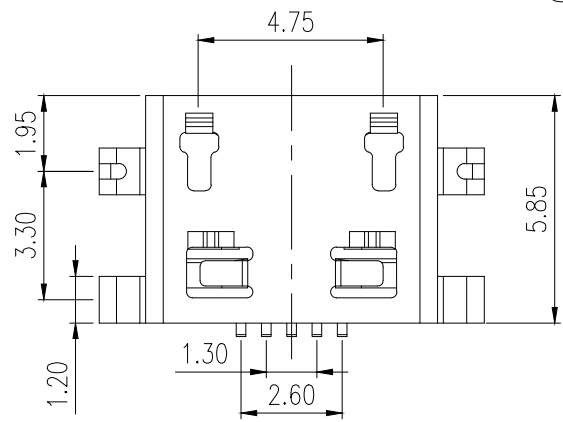
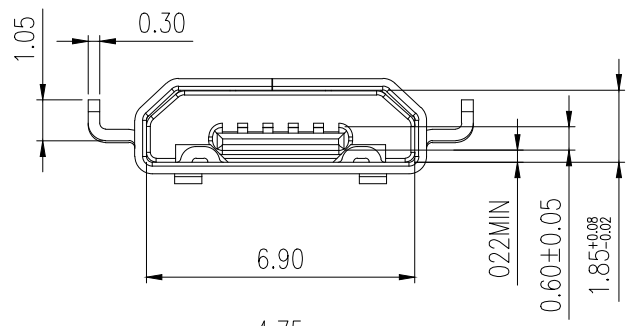
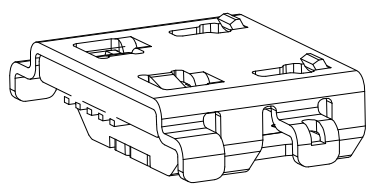
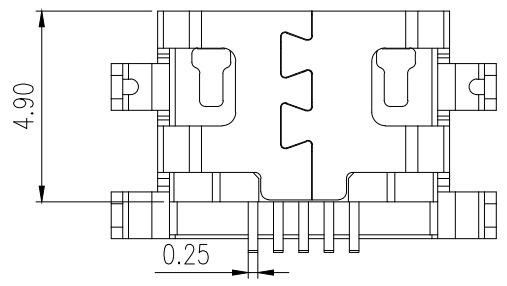
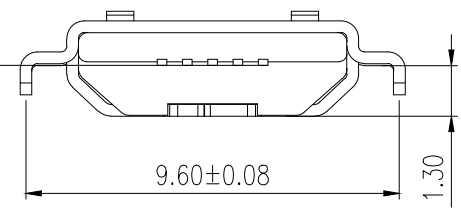


REV.	ECN.NO.	MODIFY.CONTENT	DATE
A		NEW	2013/3/29



RECOMMENDED PCB LAYOUT(TOP VIEW)
GENERAL TOLERANCES:±0.05

0.10 Max



NOTES:

1. MATERIAL:
 - 1.1 HOUSING:THERMOPLASTIC FLAMMABILITY RATING UL94V-0
 - 1.2 CONTACT:COPPERY ALLOY T=0.15mm
 - 1.3 SHELL:STAINLESS STEEL T=0.30mm
2. FINISH:
 - 2.1 CONTACT:
 - 1u" Min. PLATED ON CONTACT AREA
 - G/F PLATING ON SOLDER TAIL AREA
 - 50~80u" NICKEL UNDERPLATING OVER ALL
 - 2.2 SHELL:
 - 80~120u" MATTTER TIN PLATING ALL
 - 50~80u" NICKEL UNDERPLATING OVER ALL

GENERAL TOLERANCE		DWG NO.	JYSA0508-001	APPD:	WIND	Scale	1:1
X.±0.45	x.*±5°	Title	MICRO USB SPIN 沉板1.3mm 四脚插板 直边	CHKD:		UNIT	mm
.X±0.35	.x.*±2°			DR:			
.XX±0.25	.xx.*±1°	Part NO.	JYS-USB130-043	Date	2013/03/29		
.XXX±0.15	.xxx.*±0.5°						
SHEET	1/1					JYSCONN Electronics Co., LTD.	