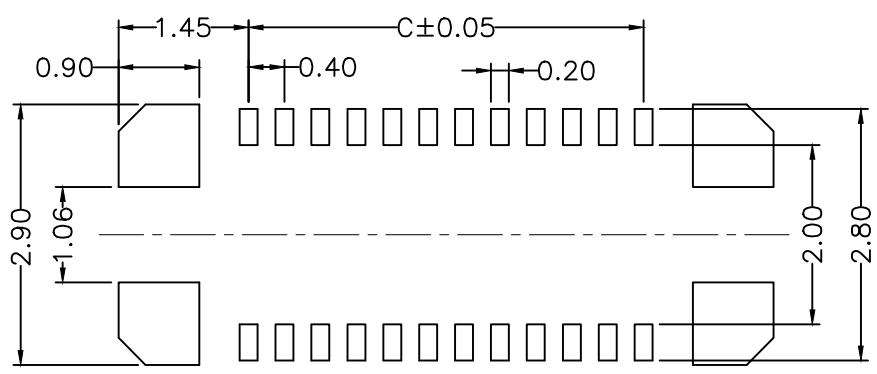
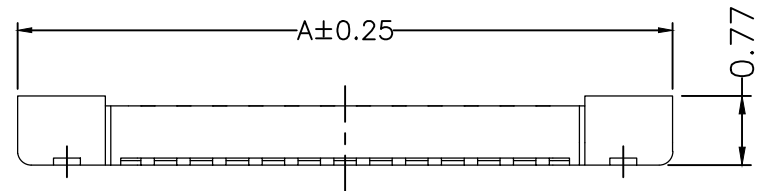
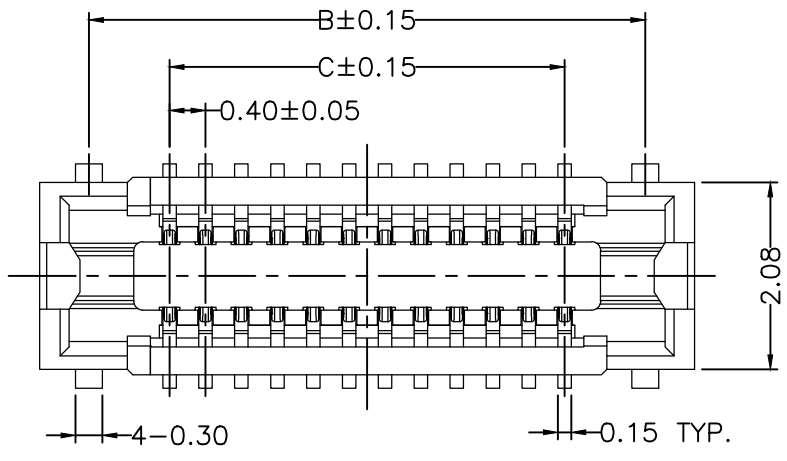
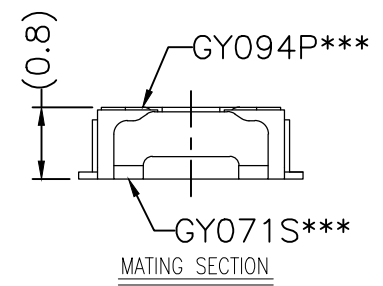
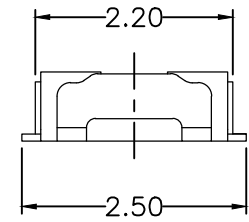


REV.	ECN.NO.	MODIFY.CONTENT	DATE
A		NEW	2018/02/29



RECOMMENDED PCB LAYOUT
CONNECTOR SIDE



SPECIFICATIONS:

- 1.VOLTAGE/CURRENT RATING: 30V/0.3A AC;
- 2.WITHSTANDING VOLTAGE: 100V AC ONE MINUTE;
- 3.INSULATION RESISTANCE: 50MΩ MIN;
- 4.CONTACT RESISTANCE: 100mΩ MAX;
- 5.OPERATING TEMPERATURE RANGE: -35° C TO 85° C.

MATERIAL:

- 1.INSULATOR: LCP UL 94V-0 BLACK;
- 2.TERMINAL: COPPER ALLOY;
- 3.METAL FITTINGS: COPPER ALLOY.

PLATING:

- 1.TERMINAL: GOLD PLATING,
NICKEL 50u" MIN. OVER ALL;
- 2.METAL FITTINGS: TIN 100u" MIN. OVER NICKEL 50u"MIN.

PIN NO.	A	B	C
10	4.50	3.40	1.60
12	4.90	3.80	2.00
14	5.30	4.20	2.40
16	5.70	4.60	2.80
20	6.50	5.40	3.60
24	7.30	6.20	4.40
30	8.50	7.40	5.60
34	9.30	8.20	6.40
40	10.50	9.40	7.60
50	12.50	11.40	9.60

GENERAL TOLERANCE		DWG NO.	JYSA0312-001	APPD:	WIND	Scale	1:1
X.±0.45	x.'±5'	Title	BTB 0.4PH SOCKET 0.8H 母座	CHKD:		UNIT	mm
.X±0.35	.x'±2'			DR:			
.XX±0.25	.xx'±1'	Part NO.	JYS-BF0408-0XX	Date	2018/02/29		
.XXX±0.15	.xxx'±0.5'						
SHEET	1/1						
				JYSCONN Shenzhen JYSCONN Electronics Co., LTD.			